


# 250H SERIES

2.50mm PITCH WIRE TO BOARD CONNECTOR



## Specifications

Current rating: 5A AC,DC

Voltage rating: 250V AC,DC

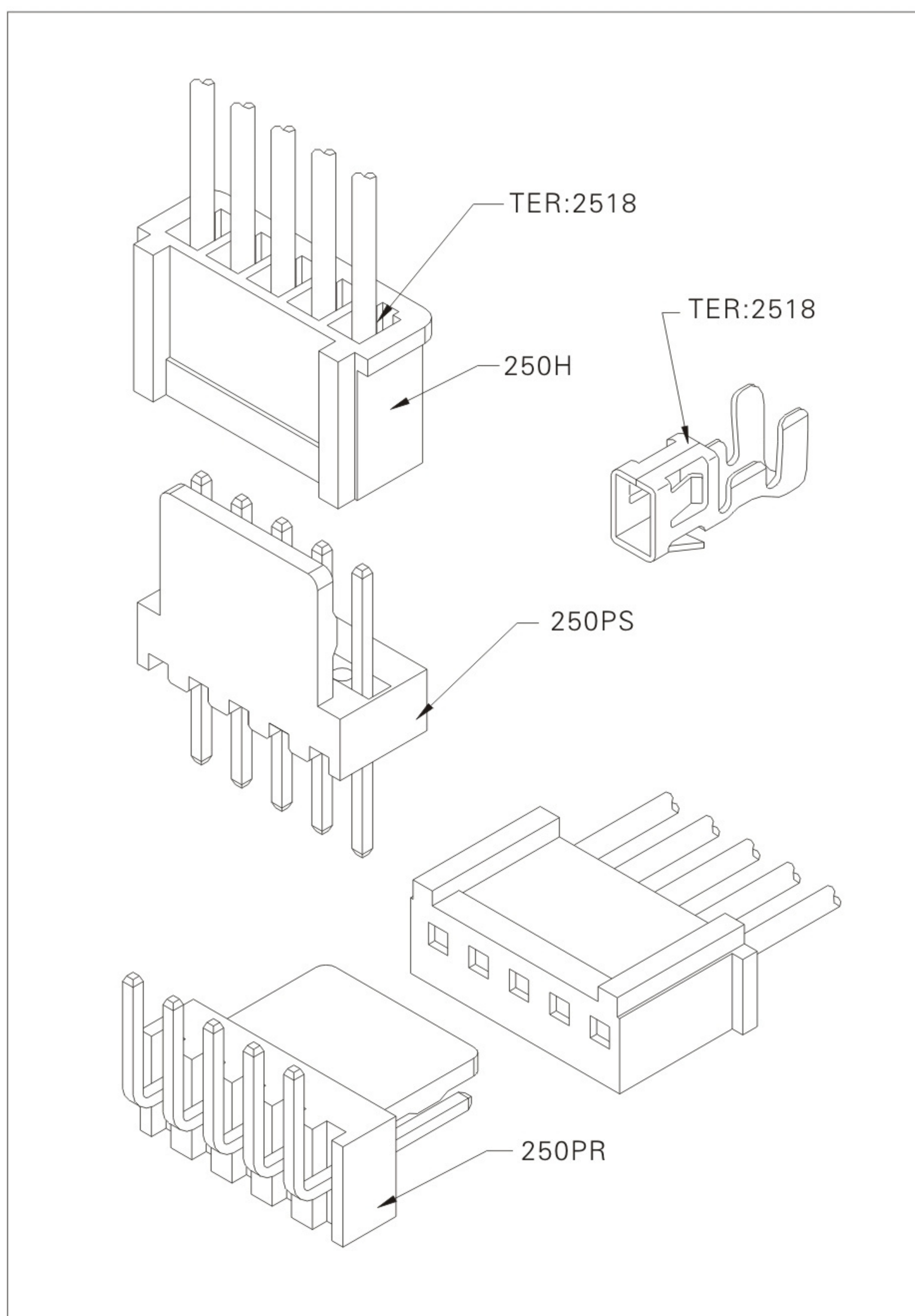
Temperature range: -25°C to + 85°C  
(including temperature rise)

Contact resistance: Initial value/10m Ω Max.  
After environmental testing/20m Ω Max.

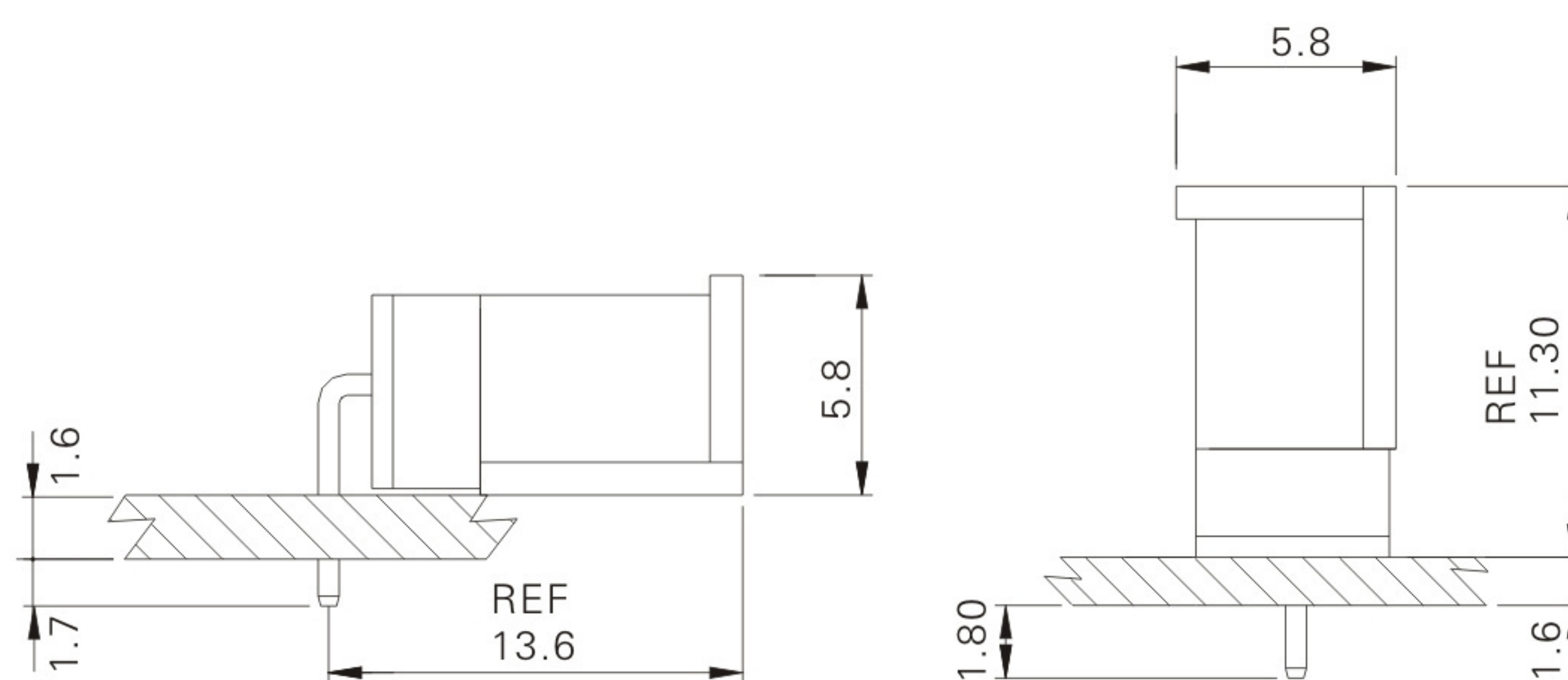
Insulation resistance: 500 M Ω Min.

Withstanding voltage: 1000V AC/minute

Applicable wire: AWG#22-#30



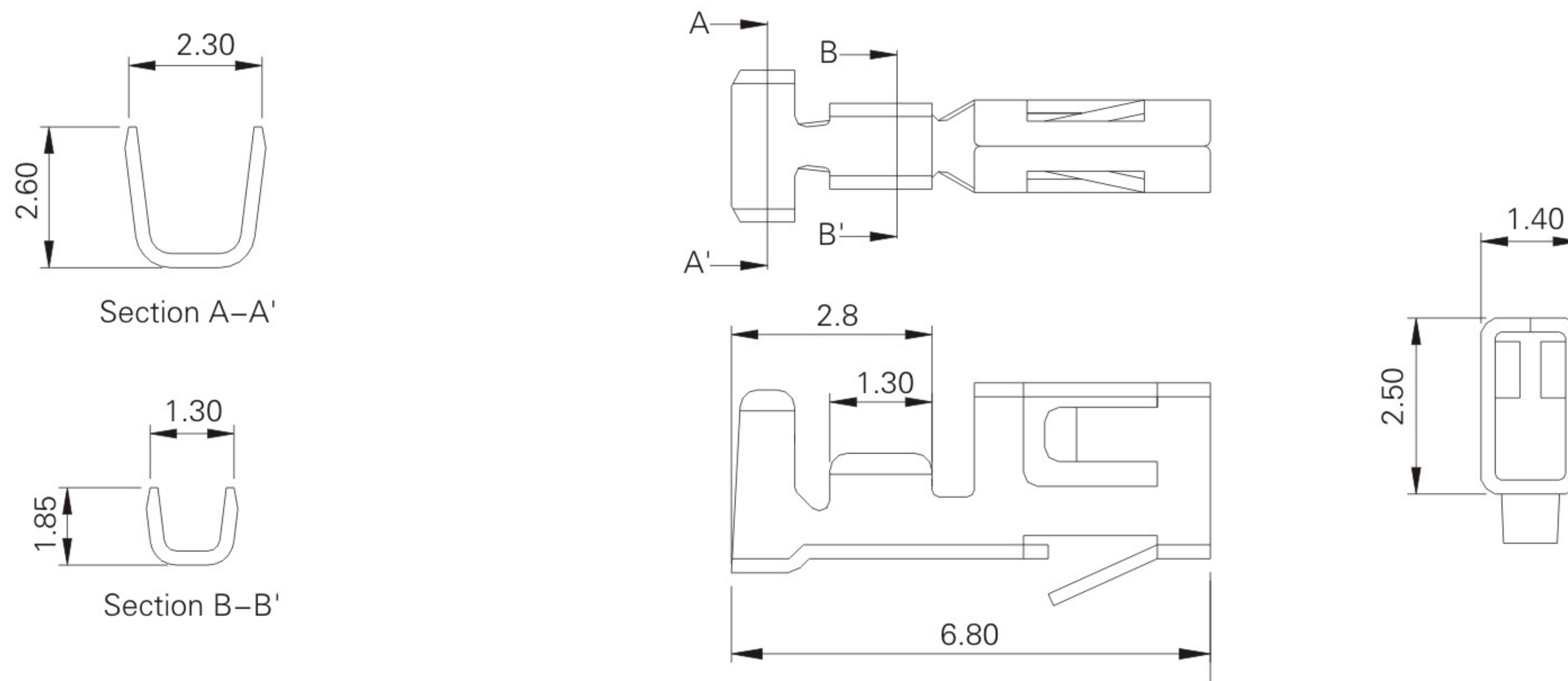
## Assembly layout



# 2518-T (2.50mm pitch crimp terminal)

## Reference Informations:

- \*Thickniess:0.2mm
- \*Mat'l:Phosphor bronze or Brass Tin plated
- \*Mates With:250H series Housing
- \*Accepts With: 0.64mm(0.25") Round or Square Pin



## Ordering Information & Specifications

unit:mm

Part No	Wire Range	Insulation O.D.	Material	Finish	Qty/reel
2518P	AWG#22-30	1.75mm max	Phosphor Bronze	Tin-plated	10,000
2518T	AWG#22-30	1.75mm max	Brass	Tin-plated	10,000

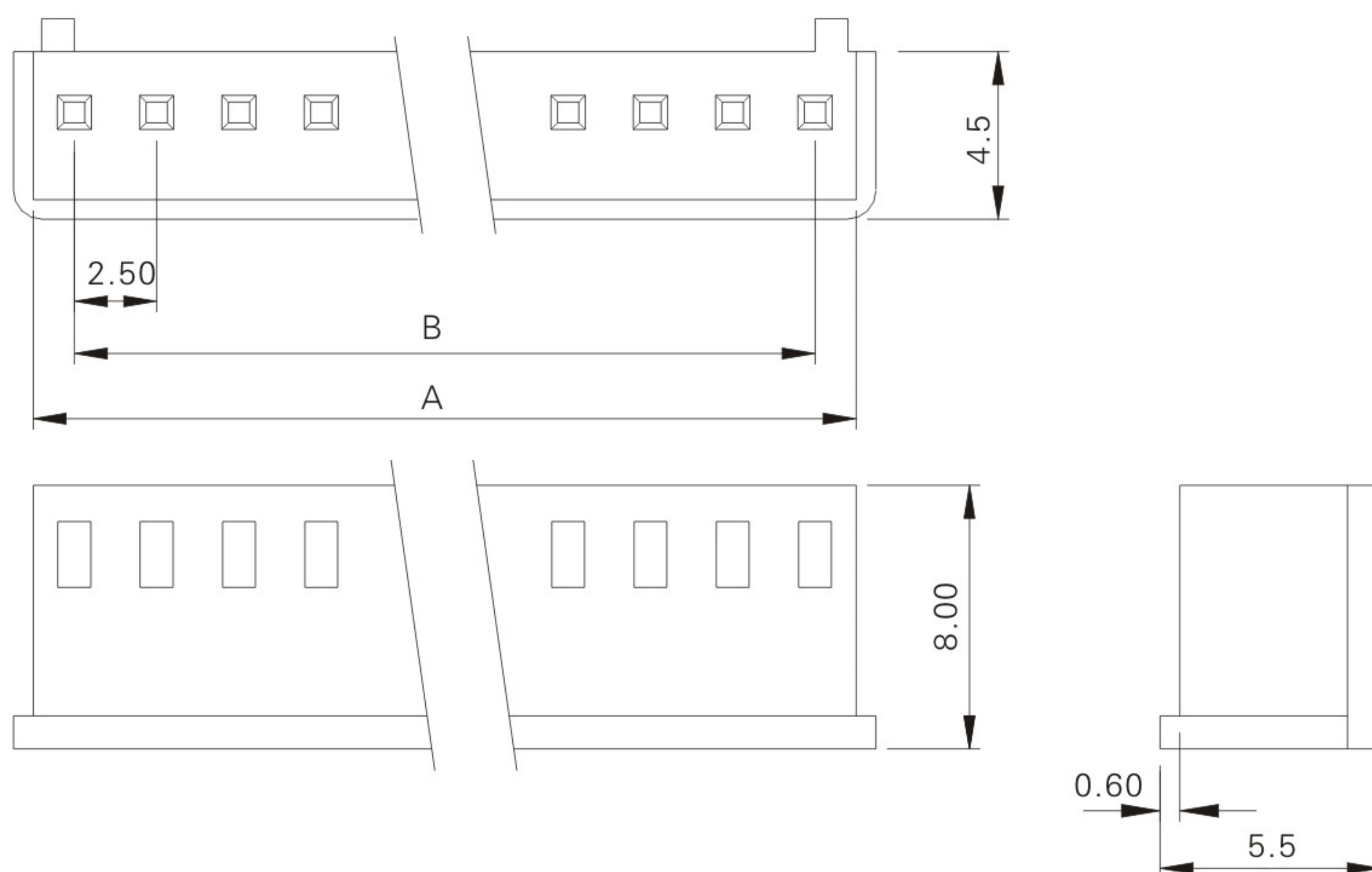
# 250H-NP (2.50mm pitch crimp housing)

## Reference Informations:

- \*Mat'l: Nylon 66 UL94V-2
- \*Mates With:2518 series Terminal
- \*Accepts With: 0.64mm(0.25")Round or Square Pin
- \*Accepts With: 250PS & 250PR &250PRS series Wafer

## Ordering Information & Dimensions

Circuits	Part No.	DIM.(mm)	
		A	B
02	250H-02P	5.5	2.5
03	250H-03P	8.0	5.0
04	250H-04P	10.5	7.5
05	250H-05P	13.1	10.0
06	250H-06P	15.5	12.5
07	250H-07P	18.0	15.0
08	250H-08P	20.5	17.5
09	250H-09P	23.0	20.5
10	250H-10P	25.5	22.5
11	250H-11P	28.0	25.0
12	250H-12P	30.5	27.5
13	250H-13P	33.0	30.5
14	250H-14P	35.5	32.5
15	250H-15P	38.0	35.0
16	250H-16P	40.5	37.5
17	250H-17P	43.0	40.0
18	250H-18P	45.5	42.5
19	250H-19P	48.0	45.0
20	250H-20P	50.5	47.5



## 250PS-NP (2.50mm pitch 180° wafer)

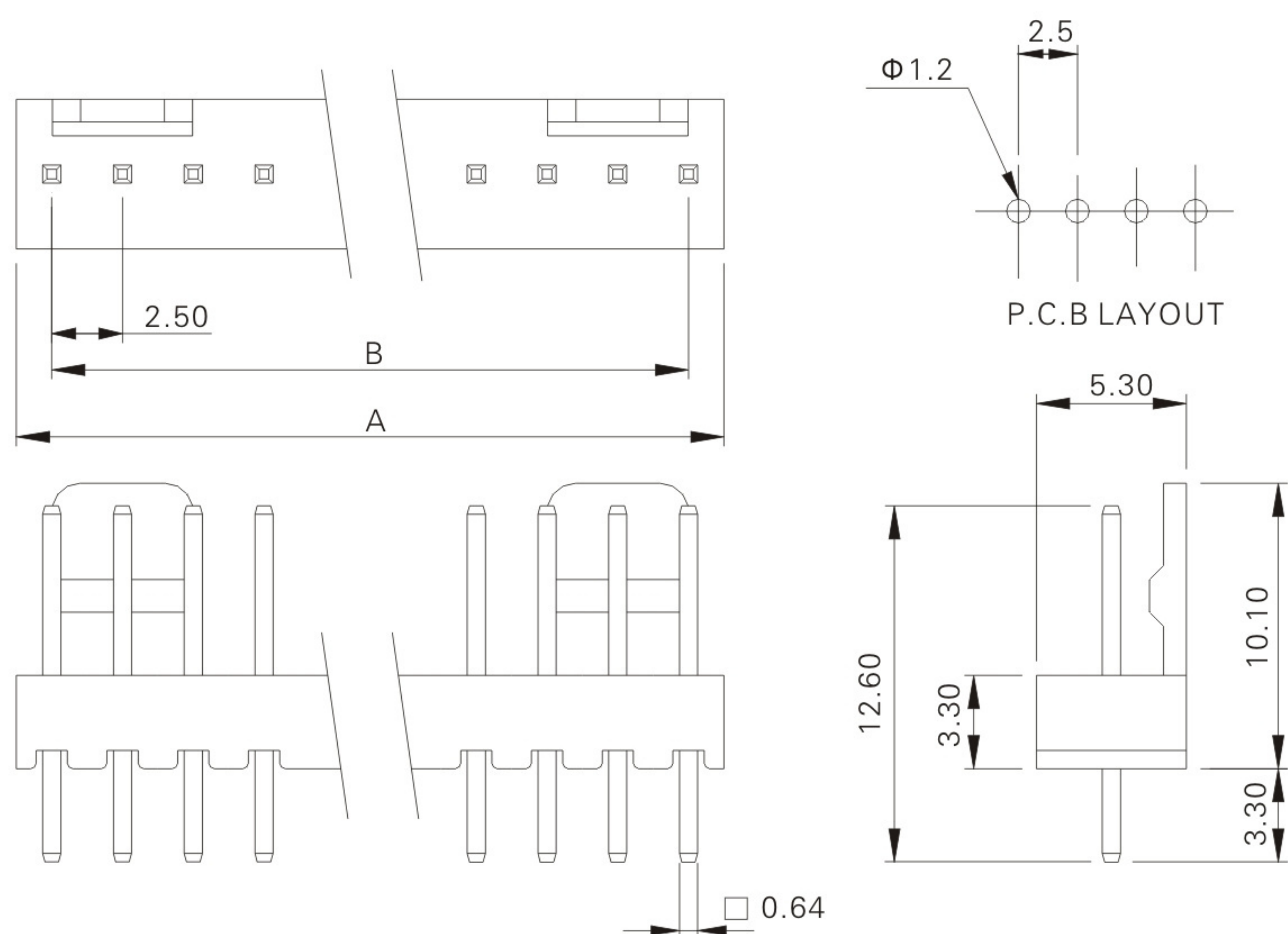
### Reference Informations:

\*Mat'l:Body: Nylon 66 UL94V-2

Pins:Brass Tin plated

\*Mates With: 2518 series Terminal

\*Accepts With: 250H series Housing



### Ordering Information & Dimensions

Circuits	Part No.	DIM.(mm)	
		A	B
02	250PS-02P	5.0	2.5
03	250PS-03P	7.5	5.0
04	250PS-04P	10.0	7.5
05	250PS-05P	12.5	10.0
06	250PS-06P	15.0	12.5
07	250PS-07P	17.5	15.0
08	250PS-08P	20.0	17.5
09	250PS-09P	22.5	20.5
10	250PS-10P	25.0	22.5
11	250PS-11P	27.5	25.0
12	250PS-12P	30.0	27.5
13	250PS-13P	32.5	30.5
14	250PS-14P	35.0	32.5
15	250PS-15P	37.5	35.0
16	250PS-16P	40.0	37.5
17	250PS-17P	42.5	40.0
18	250PS-18P	45.0	42.5
19	250PS-19P	47.5	45.0
20	250PS-20P	50.0	47.5

## 250PR-NP (2.50mm pitch 90° wafer)

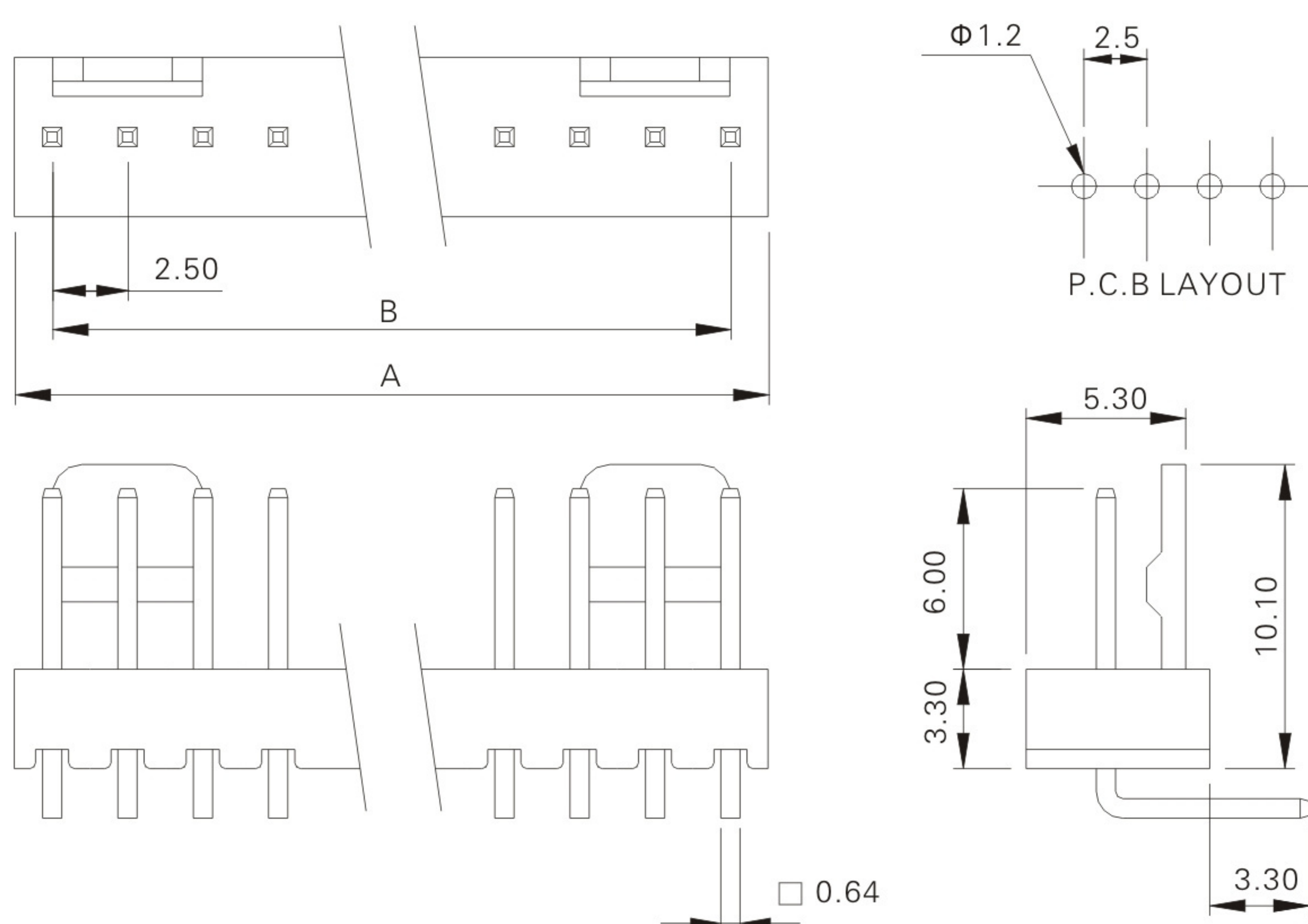
### Reference Informations:

\*Mat'l:Body: Nylon 66 UL94V-2

Pins:Brass Tin plated

\*Mates With: 2518 series Terminal

\*Accepts With: 250H series Housing



### Ordering Information & Dimensions

Circuits	Part No.	DIM.(mm)	
		A	B
02	250PR-02P	5.0	2.5
03	250PR-03P	7.5	5.0
04	250PR-04P	10.0	7.5
05	250PR-05P	12.5	10.0
06	250PR-06P	15.0	12.5
07	250PR-07P	17.5	15.0
08	250PR-08P	20.0	17.5
09	250PR-09P	22.5	20.5
10	250PR-10P	25.0	22.5
11	250PR-11P	27.5	25.0
12	250PR-12P	30.0	27.5
13	250PR-13P	32.5	30.5
14	250PR-14P	35.0	32.5
15	250PR-15P	37.5	35.0
16	250PR-16P	40.0	37.5
17	250PR-17P	42.5	40.0
18	250PR-18P	45.0	42.5
19	250PR-19P	47.5	45.0
20	250PR-20P	50.0	47.5