


M125AH SERIES

1.25mm PITCH WIRE TO BOARD CONNECTOR



Specifications

Current rating: 1A AC,DC

Voltage rating: 100V AC,DC

Temperature range: -25°C~+85°C

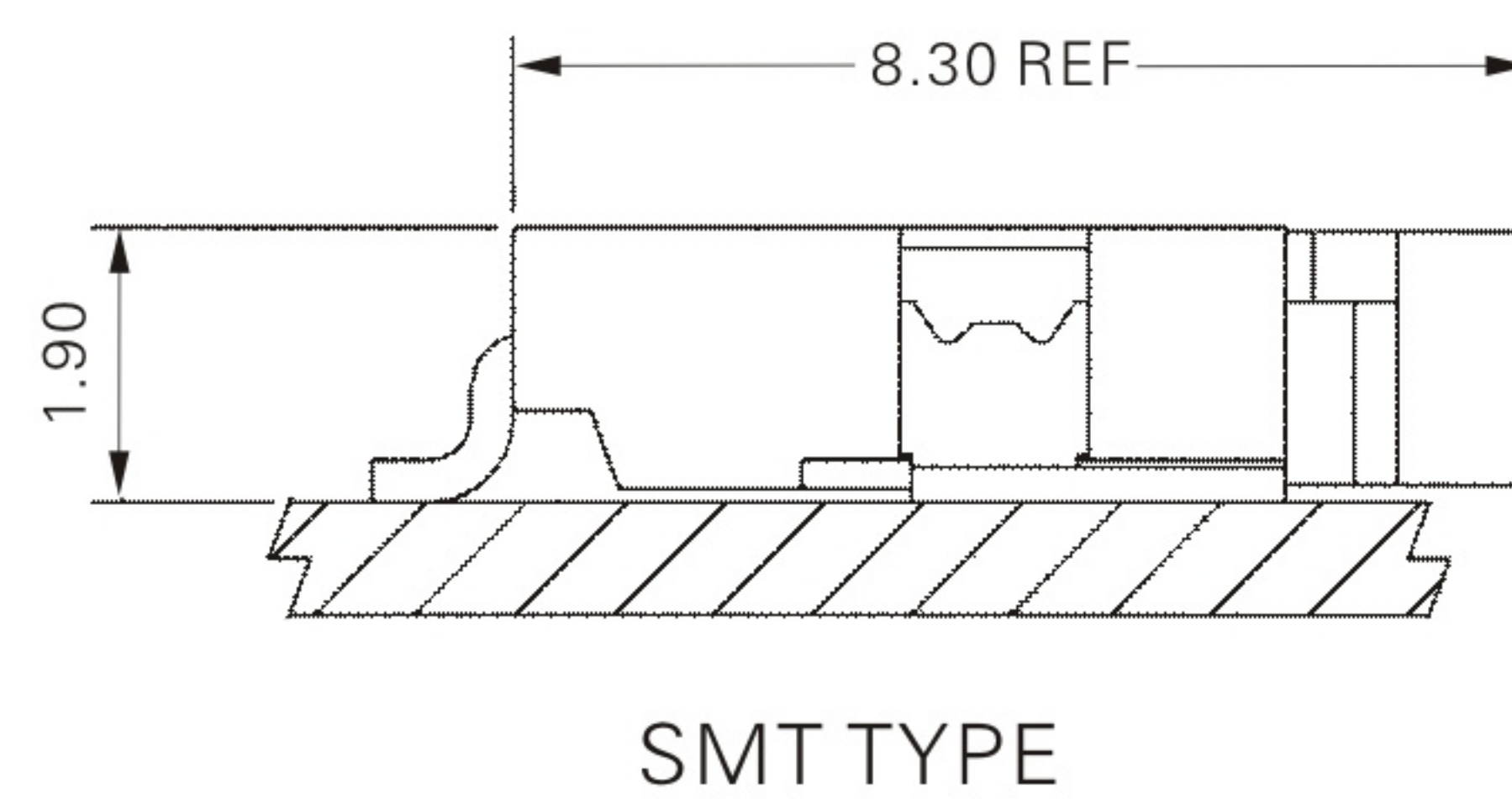
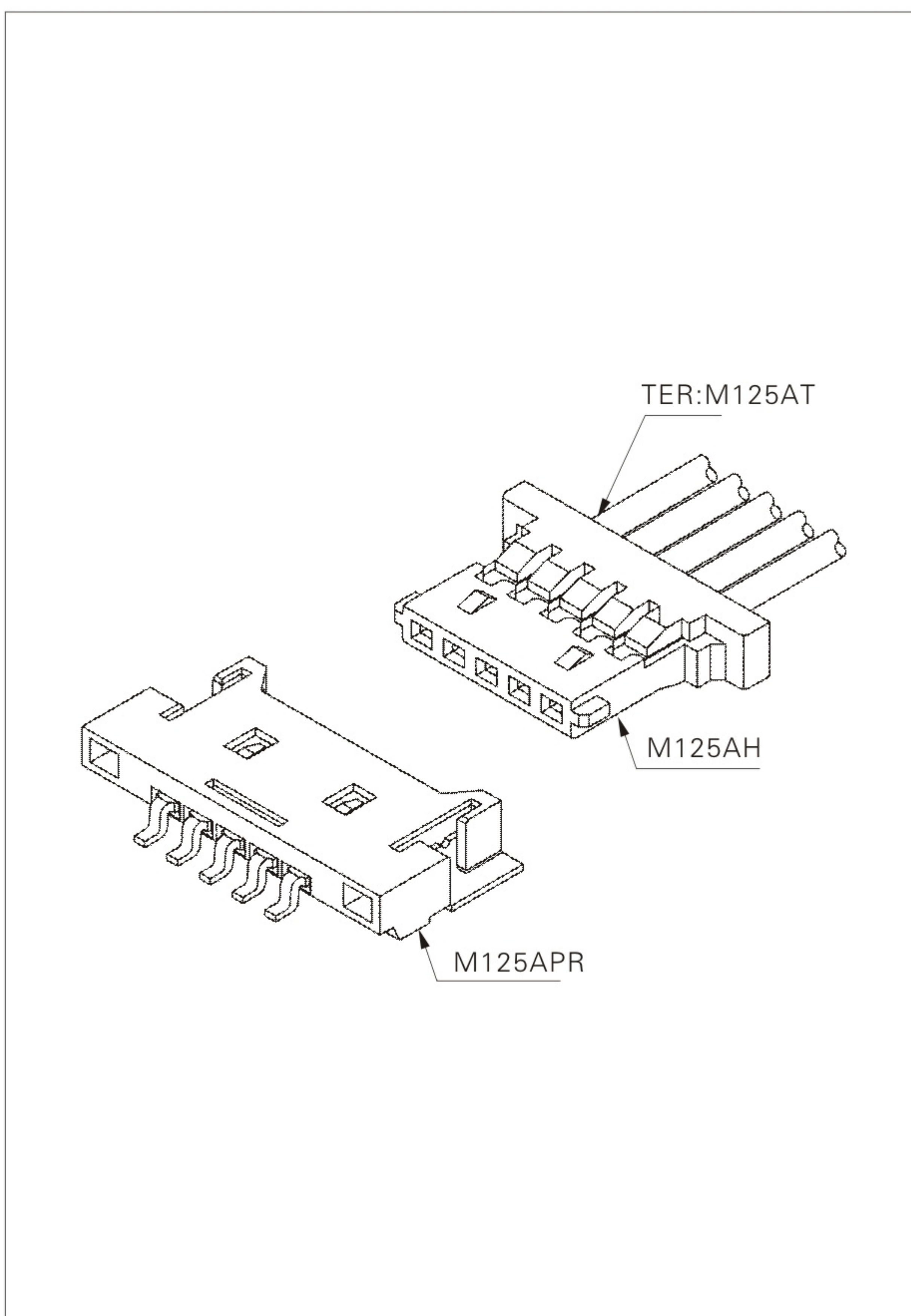
Contact resistance: 20mΩ Max.

Insulation resistance: 500MΩ Min.

Withstanding voltage: 500V AC/minute

Applicable wire: AWG#28-#32

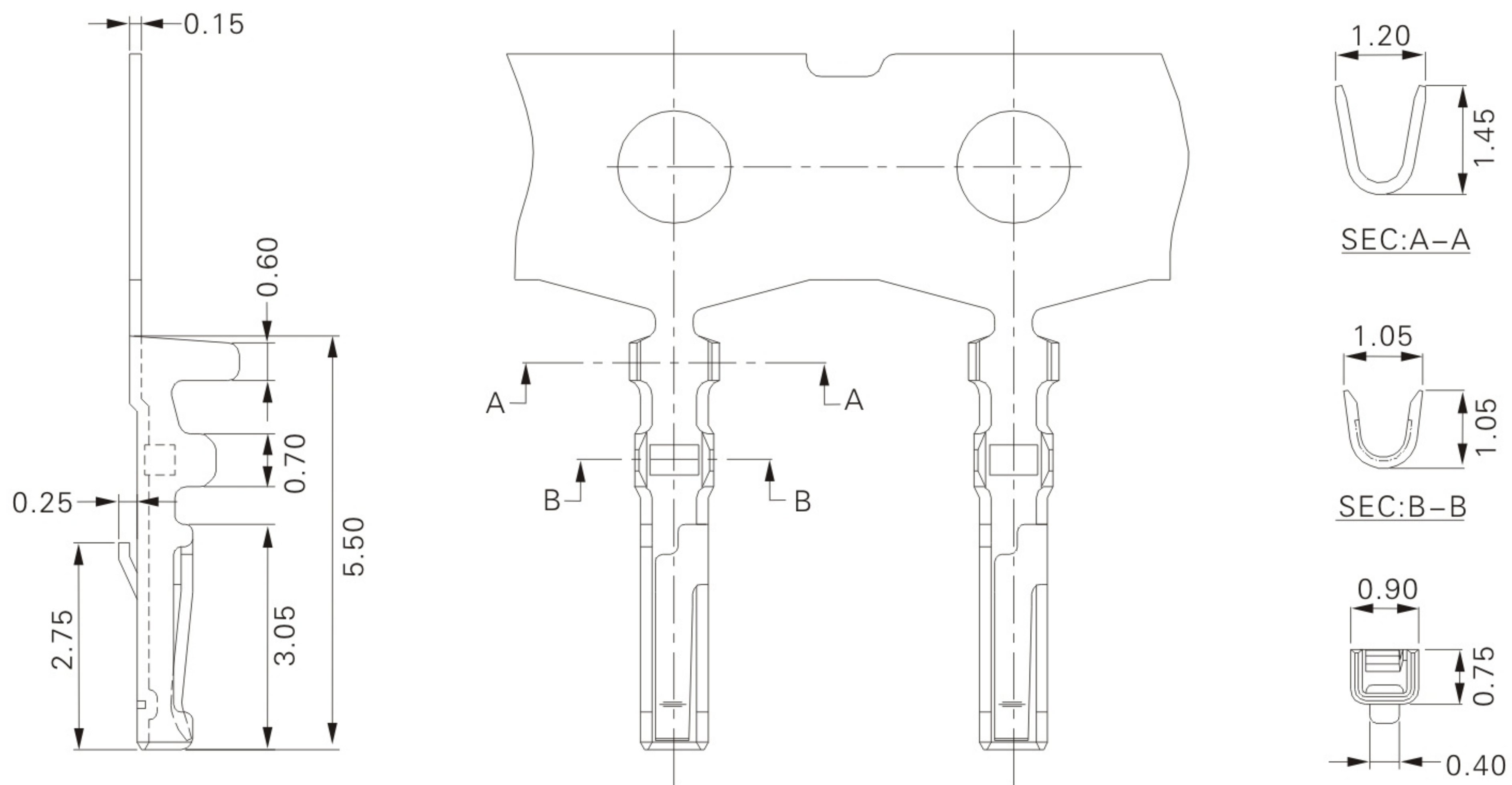
Assembly layout



M125A-T (1.25mm pitch crimp terminal)

Reference Informations:

*Used in M125AH(A) Series Housing



Ordering Information & Specifications

Unit: mm

Part No.	Wire Range	Insulation O.D.	Material	Finish	Qty/reel
M125AT-00	AWG#28-#32	0.90mm(max)	Phosphor Bronze	Gold- flash	15.000pcs

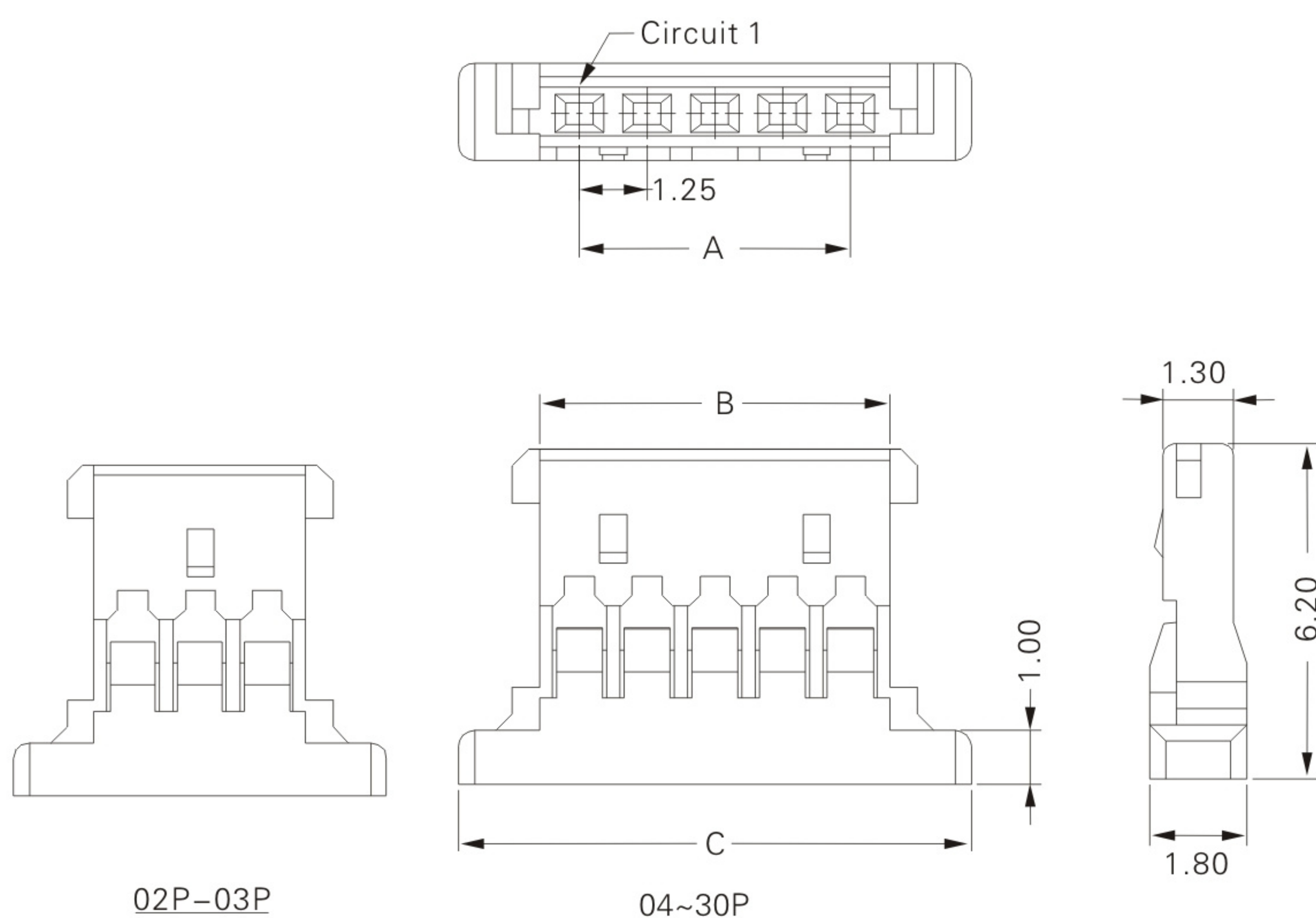
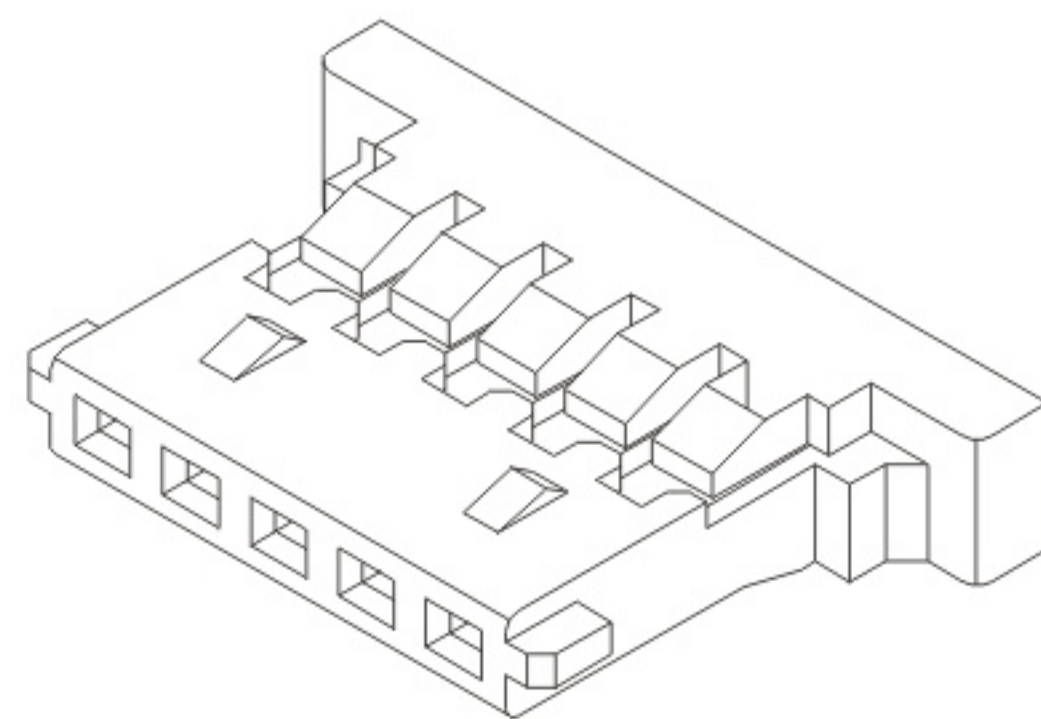
M125AH-NP (1.25mm pitch crimp housing)

Reference Informations:

*Material: Nylon 66,UL94V-0

*Suitable M125AT series Terminal

*Mates with M125A-PR series Wafer



Ordering Information & Dimensions

Circuits	Part No.	DIM.(mm)		
		A	B	C
02	M125AH-02P	1.25	2.72	5.72
03	M125AH-03P	2.50	3.97	6.97
04	M125AH-04P	3.75	5.22	8.22
05	M125AH-05P	5.00	6.47	9.47
06	M125AH-06P	6.25	7.72	10.72
07	M125AH-07P	7.50	8.97	11.97
08	M125AH-08P	8.75	10.22	13.22
09	M125AH-09P	10.00	11.47	14.47
10	M125AH-10P	11.25	12.72	15.72
11	M125AH-11P	12.50	13.97	16.97
12	M125AH-12P	13.75	15.22	18.22
14	M125AH-14P	16.25	17.72	20.72
15	M125AH-15P	17.50	18.97	21.97
16	M125AH-16P	18.75	20.22	23.22
20	M125AH-20P	23.75	25.22	28.22
30	M125AH-30P	36.25	37.72	40.72

M125APR-NP (1.25mm pitch 90° wafer-SMT TYPE)

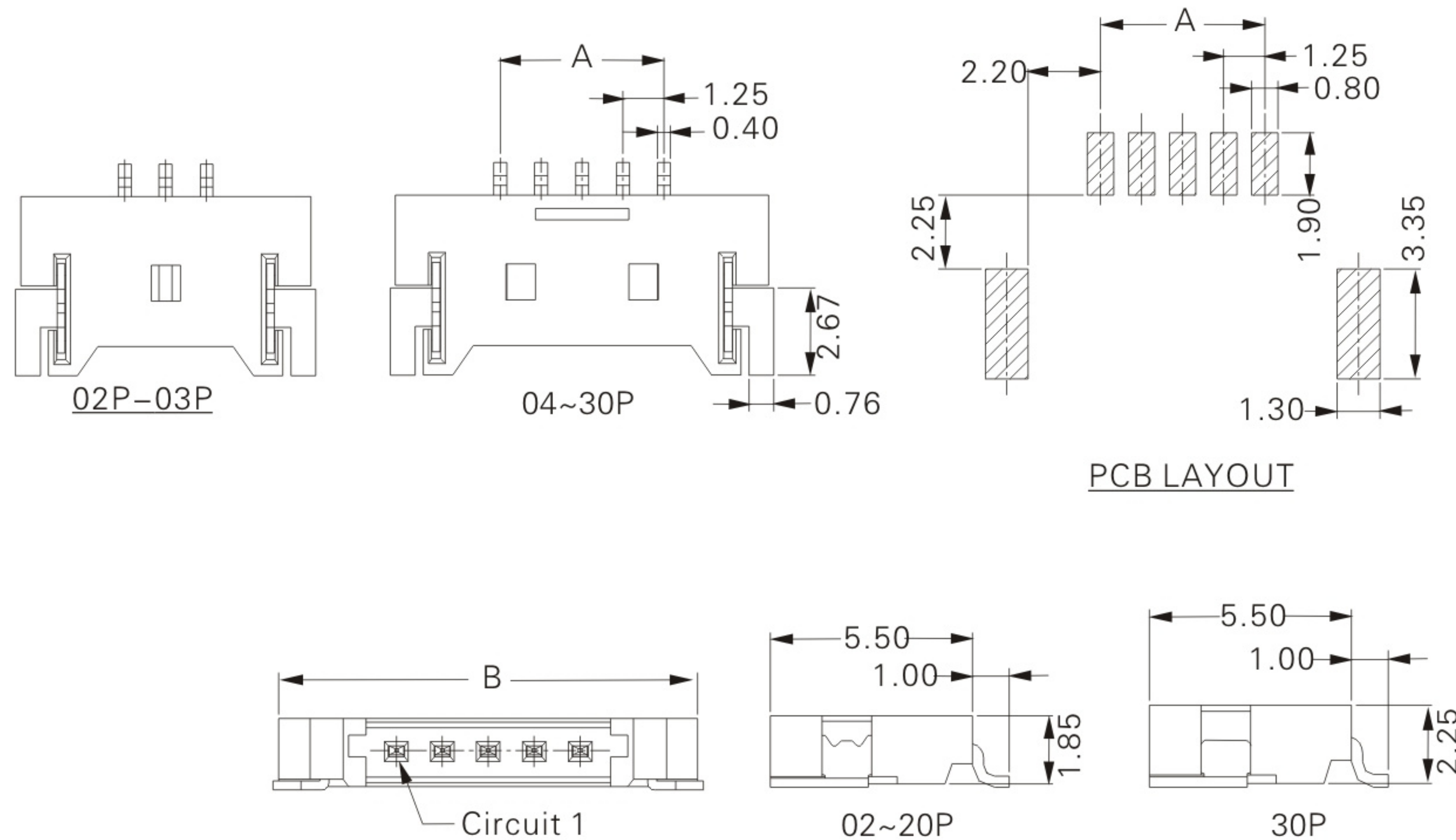
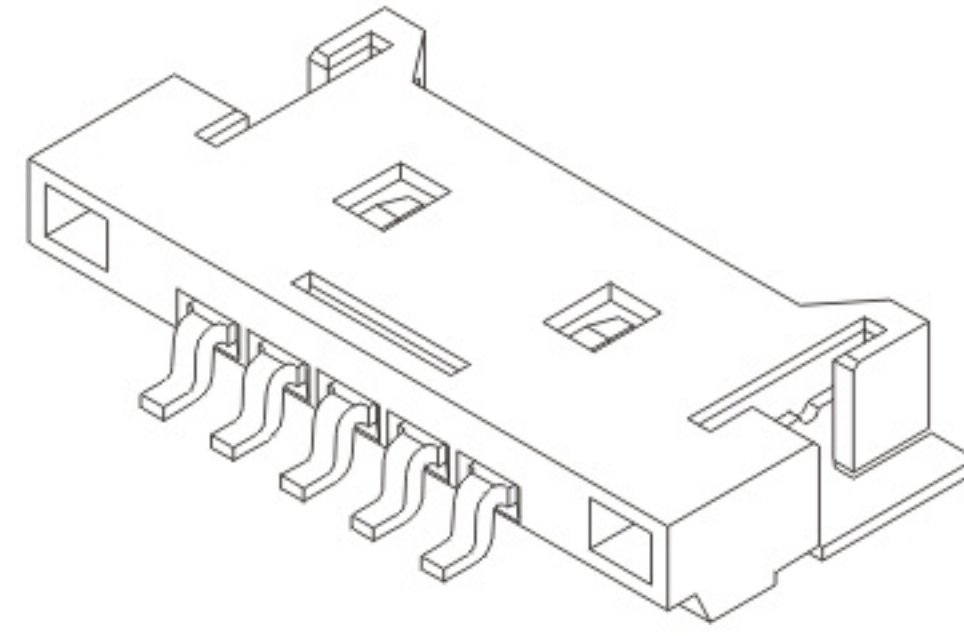
Reference Informations:

*Material: Pin: Brass/Gold flash

Solder Tabs: Brass/Tin-plated

Wafer: Nylon 6T, UL94V-0

*Mates with M125AH series Housing



Ordering Information & Dimensions

Circuits	Part No.	DIM.(mm)	
		A	B
02	M125APR-02P	1.25	7.65
03	M125APR-03P	2.50	8.90
04	M125APR-04P	3.75	10.15
05	M125APR-05P	5.00	11.40
06	M125APR-06P	6.25	12.65
07	M125APR-07P	7.50	13.90
08	M125APR-08P	8.75	15.15
09	M125APR-09P	10.00	16.40
10	M125APR-10P	11.25	17.65
11	M125APR-11P	12.50	18.90
12	M125APR-12P	13.75	20.15
14	M125APR-14P	16.25	22.65
15	M125APR-15P	17.50	23.90
16	M125APR-16P	18.75	25.15
20	M125APR-20P	23.75	30.15
30	M125APR-30P	36.25	42.65

M125AH-NP-E (1.25mm pitch crimp housing-with lock 1 TYPE)

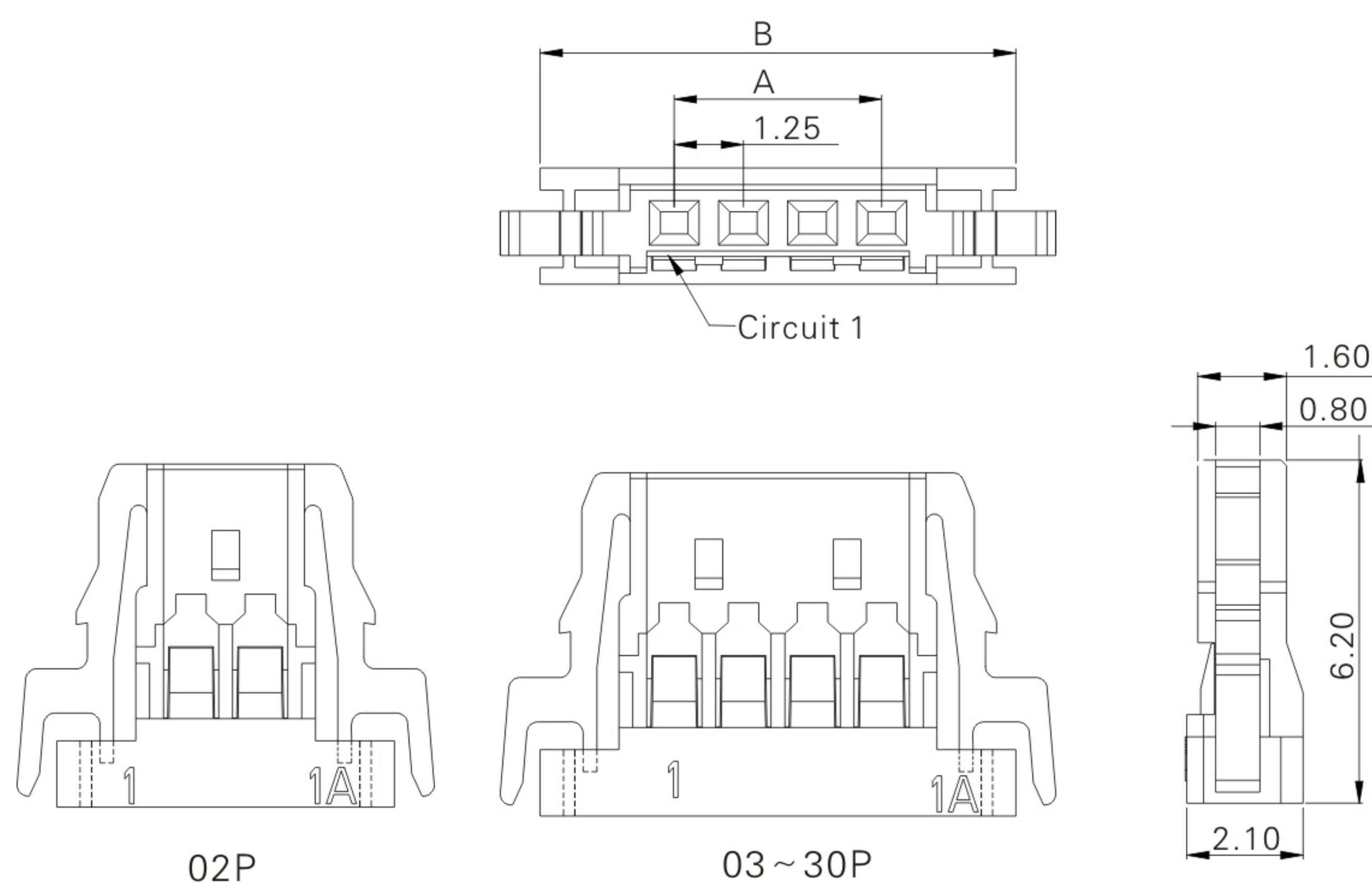
Reference Informations:

*Material:Nylon66, UL 94V-0(White)

Nylon66, 94V-0(Cream)

LCP UL94V-0(Cream)

*Suitable M125AT series Terminal



Ordering Information & Dimensions

Circuits	Part No.	DIM.(mm)	
		A	B
02	M125AH-02P-E	1.25	6.10
03	M125AH-03P-E	2.50	7.35
04	M125AH-04P-E	3.75	8.60
05	M125AH-05P-E	5.00	9.85
06	M125AH-06P-E	6.25	11.10
07	M125AH-07P-E	7.50	12.35
08	M125AH-08P-E	8.75	13.60
09	M125AH-09P-E	10.00	14.85
10	M125AH-10P-E	11.25	16.10
11	M125AH-11P-E	12.50	17.35
12	M125AH-12P-E	13.75	18.60
13	M125AH-13P-E	15.00	19.85
14	M125AH-14P-E	16.25	21.10
15	M125AH-15P-E	17.50	22.35
20	M125AH-20P-E	23.75	28.60
30	M125AH-30P-E	36.25	41.10